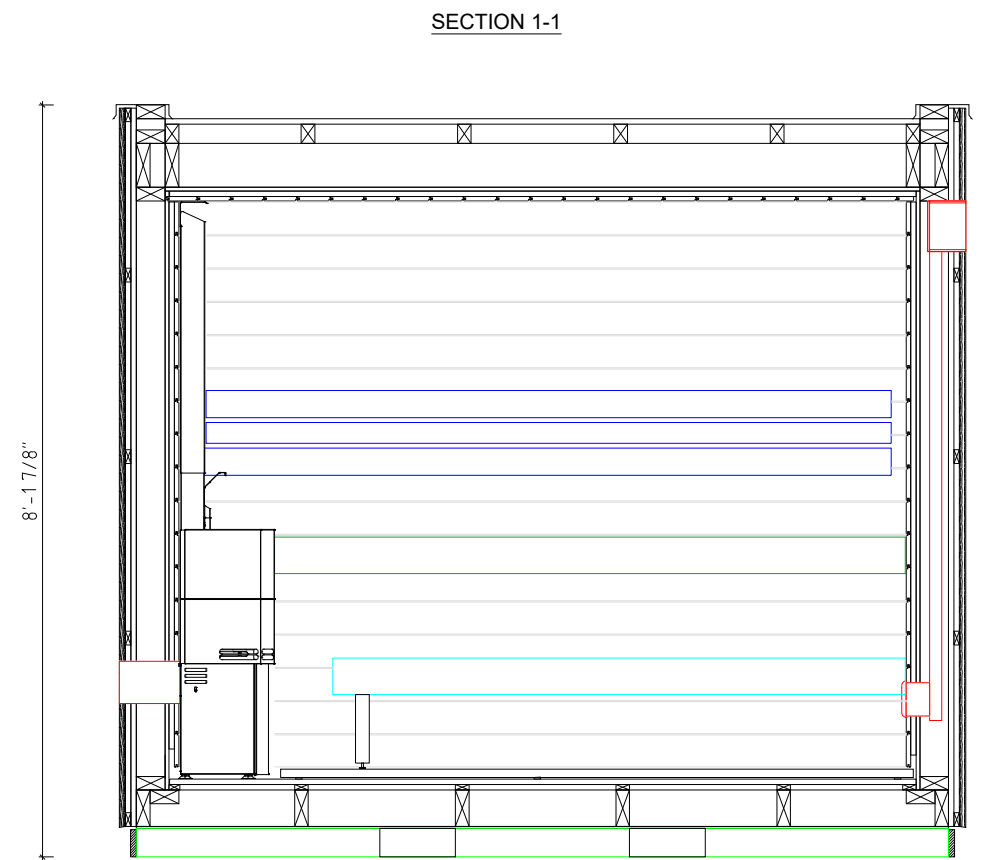
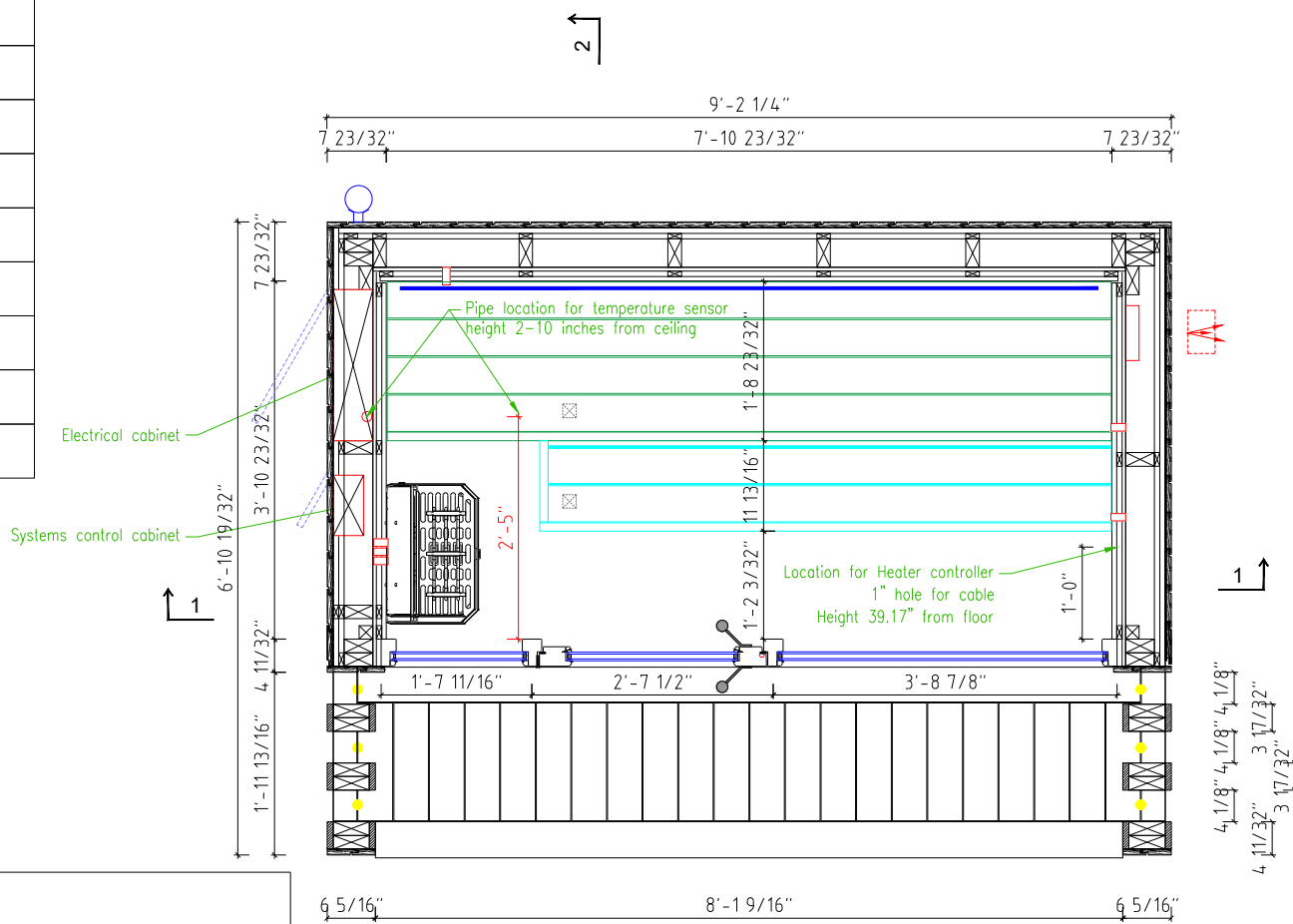
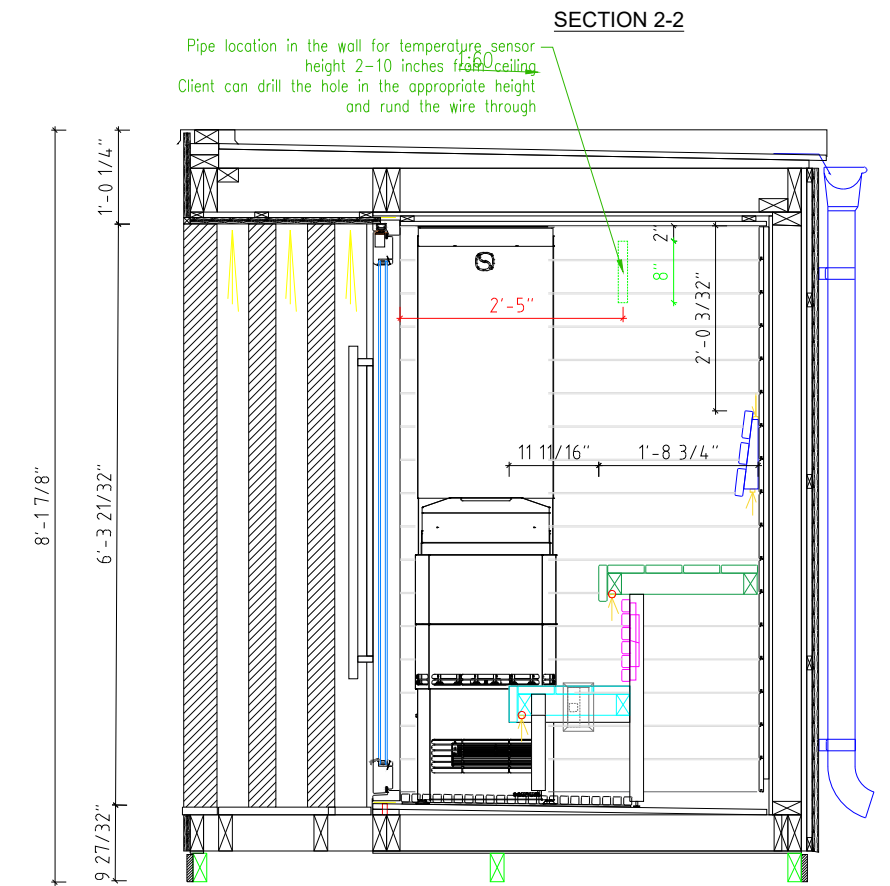


LEGEND	
	VENTILATION AIR INLET IN THE WALL (45*145)
	VENTILATION AIR OUTLET (d=100 mm)
	DOWN LIGHT
	BACKREST
	BENCH SKIRTS
	UPPER BENCH
	LOWER BENCH
	GLASS



**TECHNICAL INFORMATION**

SIZE	WIDTH 9'-2 1/4" / DEPTH 6'-10 19/32" WEIGHT: 3528 lbs INTERNAL VOLUME: 190,7 ft <sup>3</sup> TRANSPORT SIZE: 9'-5" x 7'-2 5/8" H=8'-2 13/16"
OUTSIDE HEIGHT	8'-1 7/8"
INSIDE HEIGHT	6'-2 13/32"
BASE BEAMS	IMPERGNATED WOOD
INSIDE WALL & CEILING PROFILE	STS4 0.591"x4.724" ALDER
OUTSIDE WALL PROFILE/MATERIAL	THERMO PINE VERTICAL 0.787"x5.512", (BLACK) TERRACE CELLING THERMO PINE 0.787"x5.512" (TRANSPARENT COATING)
INTERIOR MATERIAL	ALDER
INTERIOR	BENCHES, BACK GRID, SKIRT BETWEEN UPPER AND LOWER BENCH FLOOR GRIDS
SAUNA DOOR	CLEAR GLASS, (4mm selective/security+20mm Ar+4mm security) WOODEN FRAME (OUTSIDE: RAL8007; INSIDE: THERMO ASPEN)
WINDOWS	CLEAR GLASS, (4mm selective/security+20mm Ar+4mm security) WOODEN FRAME (OUTSIDE: RAL8007; INSIDE: THERMO ASPEN)
HANDLE	NATURAL OAK /STAINLESS STEEL
HEATER	-
CONTROL UNIT	-
LIGHTING	LED STRIPS BEHIND THE BACKREST (UP/DOWN) AND UNDER THE BENCHES (DOWN), DOWN LIGHTS BETWEEN COLUMNS
EXTRA	RAINWATER CUTTER SYSTEM, BLUETOOTH SPEAKERS, REMOTE CONTROLLED INTERIOR LIGHTS
ACCESSORIES	-



 Saunum Sauna Team OÜ Registrikood: 14769342 www.saunateam.ee; info@saunum.com	PROJECT	AirCube-Terrace		DRAWING	Plan, Sections	
	ADDRESS	-	-	CONTRACT	-	SCALE 1:25
	DESIGNER	M.Ojamaa		DATE	19.04.2024	
	CODE	-	-	CHECK	M.Ojamaa	
					PAGE	1/1
					FORMAT	A3